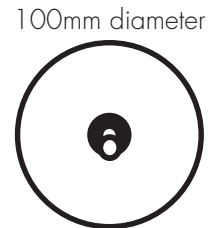
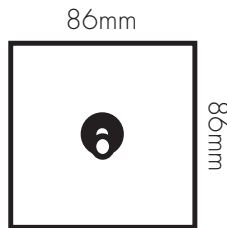




**DOLLY (TOGGLE) SWITCHES**

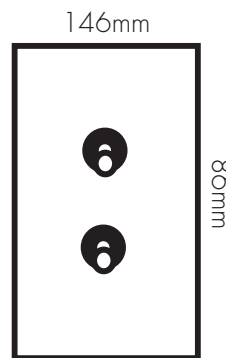
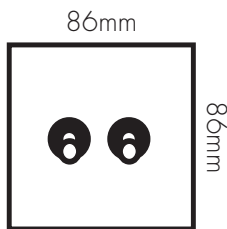
**1 GANG**

SQUARE  
ARCHITRAVE  
CIRCULAR

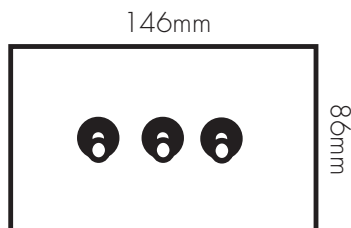


**2 GANG**

SQUARE  
VERTICAL



**3 GANG**



**4 GANG**





## Dolly (toggle) switch

### Standards, Approvals & Directives

Dolly Switch Conforms to BS EN 60669 - 1: 1999 when assembled to appropriate plate and grid and installed correctly.

ASTA Certificate No: 16240

### Description:

Dolly switches are manufactured from brass and finished to complement or match the cover plates.

### Features:

- Solid Brass dolly
- All products clearly printed with BSNo's, ratings, etc
- Positive switch action
- Toggle switches are screwed to appropriate grids.

### Finishes:

Dolly available with our complete range of plate finishes: Unlacquered Brass, Antique Bronze, Stainless Steel, Polished Nickel, Verdigris and Invisible.

Technical Specification	
	Toggle
Voltage Rating:	250V AC, 50Hz
Current Rating:	20AX
Operating Temperature:	-5°C to + 40°C
IP Rating:	IP2XD
Max. Installation Altitude:	2000 Meters
No. of Operations:	10,000
Terminal Capacities:	4 x 1mm <sup>2</sup> (Flex) 4 x 1.5mm <sup>2</sup> (Solid) 3 x 2.5mm <sup>2</sup> (Solid) 2 x 4mm <sup>2</sup> (Solid) 1 x 6mm <sup>2</sup> (Solid)